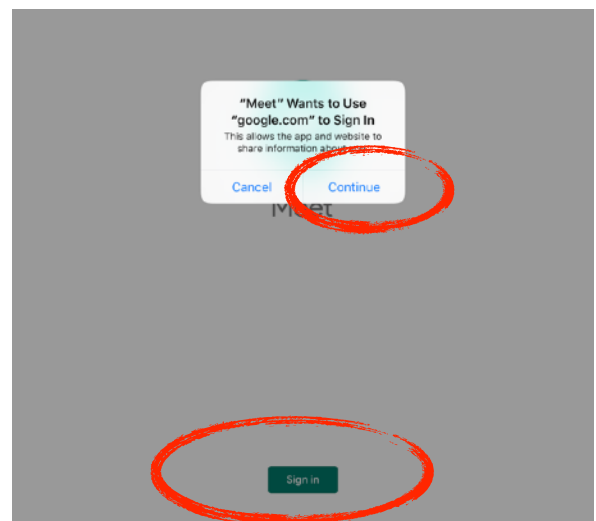
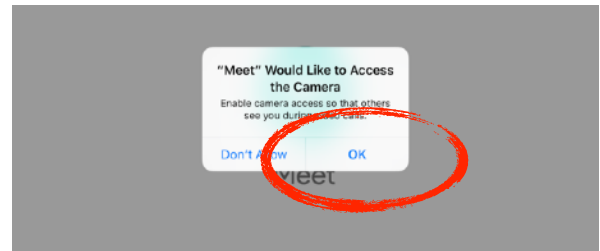
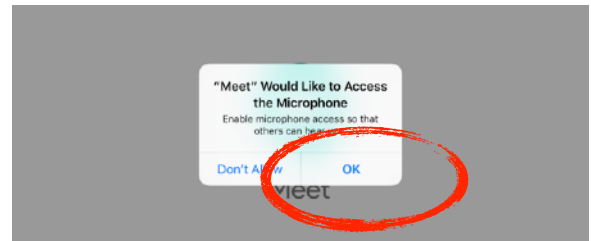
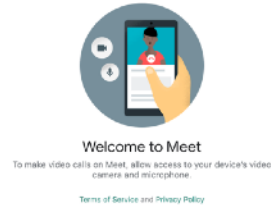


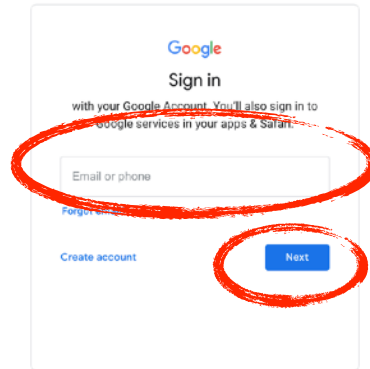
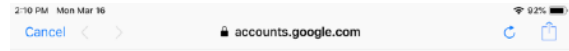
Connecting to Google Meet for Live Sessions

1st Grade:

1. Connect your child's device to your home Wifi.
2. Your teacher will send you a Google Meet link through the Class Dojo App on their iPad.
3. Click on the link in the Class Dojo App, to launch the Google Meet App
4. Welcome to meet - Click Continue
5. Do you want to access the microphone? Click Ok.
6. Meet would like to access the camera? Click Ok.
7. Meet wants to use "google.com" to Sign in. Click Continue then Sign In.

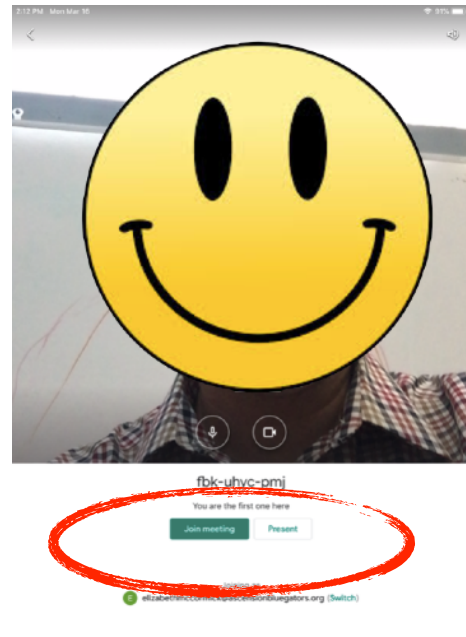


8. You will then need to help them login to their iPad. Your child's email address is your student's first and last name @ascensionbluegators.org (for example John Doe would be john.doe@ascensionbluegators.org)
- *Note: Use your child's birth name as the first name, not a nickname.



9. Click Next and enter the password **bluegators**

10. Once they are signed in, you will click Join Meeting. Your teacher will be in the Google Meet at the designated time during each day. You can mute the microphone by clicking the microphone icon.



Please email techsupport@ascensionbluegators.org if you need assistance.