

# Connecting to Google Meet for Live Sessions

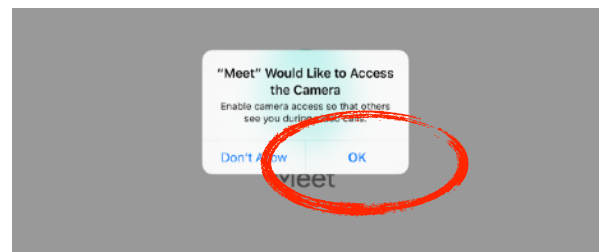
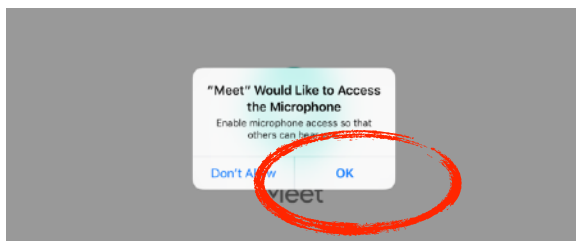
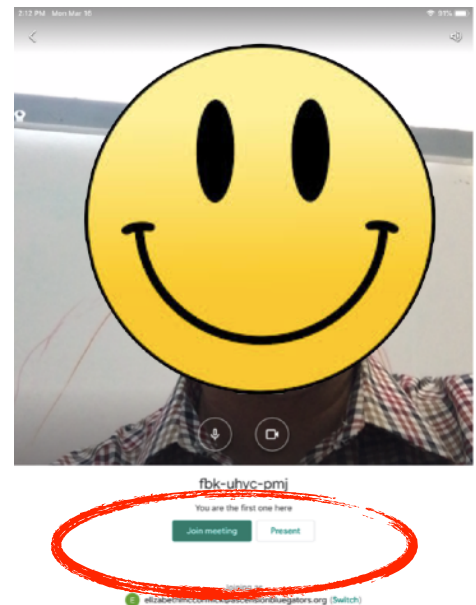
## 3rd-7th Grade

1. Connect your child's device to your Wifi at home.
2. Go to Google Classroom on your child's iPad.
3. Click on the Google Classroom App.
4. If prompted to sign-in, use the following template for email addresses:  
StudentFirstAndLastName@ascensionbluegators.org (for example, John Doe would be  johndoe@ascensionbluegators.org) \*Note: First names are the child's birth names, not nicknames.

3rd and 4th grade passwords: AESGators

5th - 7th grade passwords: Set by student

5. After signing in, you will see a list of your child's classes/teachers.
6. Click on the name of the teacher that you would like to access.
7. Click on the unique Google Meet link provided by the teacher.
8. Click on this link and you will click Join Meeting.
9. Allow microphone
10. Allow camera
11. Your teacher will be in the Google Meet at the communicated time. You can mute the microphone by clicking the microphone icon.



Please email [techsupport@ascensionbluegators.org](mailto:techsupport@ascensionbluegators.org) if you need assistance.